



# RIGHT TECH

## TECHNICAL SERVICES L.L.C

*Company Profile*





# Introduction



**Right Tech** is company catering to a variety of requirement of the

Regional engineering & construction sector in the U.A.E. for the past 14 years with special emphasis on Construction Companies' requirements.

Our organization covers vast field of expertise which include but are not limited to:

- 1. Structural Buildings & Industrial Steel Structures**
- 2. Warehouses & Sheds**
- 3. Construction of Labor Camps & Site Offices**
- 4. Cladding Works**
- 5. Aluminum Hand Rails Glass Work**
- 6. Cs & Ss Piping & Pipe Supports**
- 7. Garbage Chute & monorail**
- 8. Car Parking Fabric Shades & Canopies**
- 9. Ss & Aluminum Fabrication, Welding & Cladding Works**

Our concern is to supply our customers with products of the highest quality, best price and the most rapid delivery time. We have an excellent blend of experienced engineers, fabricators, certified welders and machinists. Our staff is authorized in their disciplines and handling the various fabrication jobs and to monitor each stage and process, starting from receiving of material, until dispatch, thus maintaining quality through the execution of job.

Our facilities encompass of open production yards with offices, Waterjet Cutting shop, Roll Forming Machinery Shop, fabrication shop, machining shop, Fabric Cutting & Stitching/Welding shop, sandblasting & painting

We look forward to serve you and provide with best prices and quality services on



time every time.

## CONTENTS

- I. Introduction
- II. Principle Information and Legal Documents
- III. Organization Chart
- IV. Quality Policy Statement
- V. Health & Safety Environment Policy
- VI. List of machinery
- VII. List of Clients & Projects





## **Our Vision**

***To be a unique company in the global contracting Business. Our focus is on leading-edge technologies and be recognized for superior customer and employee satisfaction.***

## **Letter From The Management**

***Right Tech Technical Services LLC. COMPANY is one of the leading companies dealing in contracting services.***

***Right Tech Technical Services LLC. COMPANY was established in 2022 that offer industry throughout UAE. The company has trained & qualified human resource to undertake turnkey assignments from telecom operators.***

### **• Our Core Values**

***Our company's core values are:***

- ***Integrity***
- ***Teamwork***
- ***Commitment***
- ***Service***

### **• Our Management**

***Right Tech Technical Services LLC. COMPANY adheres to the principles of total quality management which, blended with the tenets of active leadership ensures that the entire workforce dynamically participate in the company-wide efforts to achieve superior customer satisfaction. Our philosophy of management is to ascertain that nothing important is neglected or overlooked, and that everyone is an active participant in the overall process***

### **• Our People**



*We recognize that our strength is our human resource - our people.  
The Human Resources Department is committed to recruiting and  
selecting only the most qualified and technically sound personnel.*



***Principal  
Information  
&  
Legal Documents***





## *Principal Information*

**ADDRESS** 2505-040, PRIME TOWER, BUSINESS BAY, DUBAI, U.A.E

**TELEPHONE NOS.** 00971-4 3685697

**FAX NO.** 00971-4 3685697  
00971-562822270  
00971-543925914

**E-MAIL** *info.right-tech.co*

**WEB** [www.Right -Tech.Co](http://www.Right-Tech.Co)

### **CONTACT NAME & POSITION**

<b>MR YEHYA OTHMAN M.D</b>	<b>00971558801884</b>
<b><i>Mr Shahid Ghani G.M</i></b>	<b>00971562822270</b>
<b><i>Mr CRIS Factory in charge</i></b>	<b>00971543925914</b>
<b>Mr Munir Ahmad Manager</b>	<b>00971503779112</b>



## *Commercial License*







## رخصة تجارية Commercial License

### تفاصيل الرخصة / License Details

License No.	1153863	رقم الرخصة
Company Name	RIGHT TECH TECHNICAL SERVICES L.L.C	اسم الشركة
Name	RIGHT TECH TECHNICAL SERVICES L.L.C	الإسم التجاري
Type	Limited Liability Company - Single Owner(LLC - SO)	الشكل القانوني
Date	23/02/2024	تاريخ الإصدار
I-U-N-S @	0	رقم الرخصة الام
er No.	1913583	عضوية العرفة
		تاريخ الانتهاء
		Issue Date
		Main License No.
		DCCI No.

### الاطراف / License Members

Role / الصفة	Nationality / الجنسية	Name / الإسم	No./رقم الشخص
Shares Owner / مالك حصص	Pakistan / باكستان	شاهد غني عبدالغني بت	1264792
Manager / مدير	Pakistan / باكستان	شاهد غني عبدالغني بت	1264792

### نشاط الرخصة التجارية / License Activities

Activity / النشاط	Description / الوصف
Electrical Fittings & Fixtures Repairing & Maintenance	إصلاح وصيانة التمديدات والتراكيب الكهربائية
Mechanical Equipment Installation and Maintenance	أعمال تركيب المعدات الكهربائية وميكانيكية وصيانتها
Plumbing & Sanitary Installation	أعمال تركيب المطابخ بأنواعها
Painting & wood Flooring Works	تركيب الأدوات والتمديدات الصحية
Ceiling & Light Partitions Installation	أعمال الجارة و تركيب الأرضيات الخشبية
Aluminum Installation & Maintenance	تركيب الأسقف المعلقة و القواطع الخفيفة
Sheds Installation	تركيب الزجاج وأشغال الألمنيوم في المباني وصيانتها
Wall Tiling Works	تركيب الخيام والمظلات
Technical Services Works	أعمال تليوط الأرضيات والجدران
	أعمال الخدمات الفنية

24/02/2023 11:59 تاريخ الطباعة Receipt No. 14862422 رقم الإيصال

يمكنك الآن تجديد رخصتك التجارية من خلال الرسائل النصية القصيرة، أرسل رقم الرخصة إلى 6969 (دولة الإمارات) للحصول على تان الدفع.

Now you can renew your trade license by sending a text message (SMS). Send your trade license number to 6969 (Du/ Etisalat) to receive payment voucher.

Get FREE access to Zoho One for the first year

احصل على زوهو ون مجاناً لمدة الأولى



Zoho.com/td

وثيقة إلكترونية معتمدة وصاندة بدون توقيع من دائرة الاقتصاد والسياحة في دبي. لمراجعة صحة البيانات الواردة في الرخصة يرجى مسح رمز الاستجابة المربعة. this is a certified e-document issued without signature by the department of Economy and Tourism. Kindly Scan the QR Code to Verify the certificate



Technician

Team 1

Team 4 Nos

Team 1

Team 4 Nos



# IV

## Quality Policy Statement



## Quality Assurance Policy

- ***Our company recognizes QUALITY as a significant driver for its continuing success as well as that of its customers. The commitment to QUALITY and the continuous improvement of services and processes enables us to consistently exceed customers' expectations. Management's active leadership assures that all employees participate in the company-wide total quality environment.***
  
- ***All activities performed in the course of installation and commissioning of projects shall be in accordance with the contract requirements and the governing national and international codes and regulation and with the company Quality Assurance Management System.***
  
- ***The Quality Assurance Management System shall be applicable to all projects and shall adopt to the specific needs of the projects owners, as per the individual contract documents.***
  
- ***During contract's execution and maintenance period, our staff will be ready to provide any and all required assistance, based on contractual requirements.***
  
- ***Our aim is to ensure our products and services adhere to the best practice and contractual quality needs our quality assurance system is***



*such that any complaint shall be attended to and rectified professionally & promptly.*

**V**

***Health, Safety  
&  
Environment***





## ***HEALTH, SAFETY & ENVIRONMENT POLICY***

***It is the policy to conduct all installation activities within the Health & Safety best practice and to attend to any concerns of employees.***

***We believe that through strict adherence of our workforce to H.S.E. best practice, while performing daily works, improves productivity and further enhances the quality of our products.***

***We are committed and firmly believe that:***

- ***Health, Safety and environment protection form an integral part of our business objectives.***
- ***Managing health, Safety and environment protection is a line responsibility.***
- ***All accidents are preventable.***



*We are committed to enforce and imbed this policy into company strategies, action plans, motivation and through the active participation of its members and associates in proper and sufficient education and training programs.*

At **Right Tech**, we are able to provide a variety of services:

 Racking Systems Division

 Fabrication Shop

 Sheds & Mezzanine

 Contracting

 Maintenance

 Chill Water

 Garbage Chute



## PROFILE

Right Tech Technical Services LLC Company is one of the leading companies dealing in metal solutions and interior works.

Right Tech Technical Services LLC was established in 2022 that offers complete interior decor and in steel light and heavy duty fabrication made for metal and wood industry throughout UAE.

## MISSION

We will continue to be the best name in the region's technical solutions & services in the region's Mechanical Services, Racking Systems, and Electro-Mechanical Maintenance Works by harnessing our assets, our resources to achieve growth, operational and organizational excellence, & good corporate citizenship.

## VISION

We endeavor to be recognized as one of the leading & constantly growing force in the Racking System, Turnkey Project Fabrication, and Electro-Mechanical Maintenance Works to be admired for our business culture, for building values for our customers & bringing inspiration to our people.



## QUALITY POLICY

We at Right Tech are committed to achieve customer delight by performing each task defect free first time, every time and on time through Team Work & continual improvement in each & every process of the organization.

Achieving customer satisfaction by providing quality services in compliance with or exceeding our customer expectations.

Devise measurement that validates how we are meeting customer requirements and our quality objectives. Maintain our business in a competitive & profitable state

### Right Tech Established in Dubai in 2022

Right Tech was a pioneer in providing shelving and storage solutions as well as construction materials to the fast developing UAE. Over the years Right Tech has specialized in providing a complete range of storage and material handling solutions to cover the entire range of warehouse and logistics management requirements of its client With the setting up of a new division, Right Tech has further branched into industrial automation and provides a variety of pneumatic automation components sourced from reputed leaders.

At Right Tech we strive to deliver competitive business advantage to our customers through continuous Innovation.

### Why Right Tech Contracting?

#### Custom Design

The expertise garnered from over 7 years in the business allows us to provide custom solution to you

#### On-Site

##### measurements

Our experienced crew can take on-site measurements to assure that your system fits and hence we can solve obstruction issues

#### Engineered

##### Drawings

We can provide engineered drawing and will work with you throughout the design process to ensure that you get the system that suits your needs.

#### Fabrication & Installation

Our installation crews are directly employed by ABF (no sub-contractors) and are fully trained and ensure on time efficient installation with minimum disruption to your ongoing business





## Design engineering

We at Right Tech take responsibility for the system we design and install. Part of this responsibility extends to supporting our customers with a depth and sophistication of design engineering that ensures our product are installed and perform in the field as well as better than our customers expectation.

We use the latest in computer Aided Design (CAD) software to plan and design a storage solution. Whether we are implementing full project, cad software ensures that the project is designed with your budget. Our talented and experienced team of designers uses CAD to provide you with initial layouts, detailed plans, prototype testing, and fabrication drawings throughout the project's life cycle.

**Our engineering philosophy is to design and engineer optimal, cost effective warehousing solutions for our customers.**

## Fabrication Shop



Our Fabrication Shop can undertake jobs in all types of steels, stainless steel and aluminum. It is fully equipped with the following machines:

- Plate Bending Roller Machines
- Guillotine Shearing Machines
- Press Brake
- Sheet Bending and folding Machine , Section Bending Roller Machine
- Hydraulic Presses
- Profile Cutting Machine, Plasma Cutting Machine.
- TIG Welding machine , MIG Welding Machines
- Welding Generators & Transformers.

A team of experienced engineers, supervisors, fabricators and qualified welders ensure that the jobs are carried out as per applicable standards and specifications from the customers. The various



jobs handled mostly include:

- Fabrication of machine members and equipment for industrial units.
- Repair damaged links and other heavy members of earth moving machinery.
- Fabrication of Handrails, Walkways, Ladders, Gratings, Gates, Fences etc.
- Fabrication of steel structural members for buildings & plants

# VI

## *List of clients & Projects*



## CLIENTS

1. AL HASSAN GROUP
2. ASPEN CREATION L.L.C
3. DANUBE PROPERTIES
4. NANTONG CONSTRUCTION GROUP CO. LTD
5. AL FURSAN CONTRACTING
6. GLOBAL CLIMBING L.L.C
7. WARRIOR EVENTS DUBAI
8. ART ONE INTERIORS
9. AL FADAL CONTRACTING
10. DUBAI WALLS CONTRACTING
11. GERMAN STEEL
12. GREEN SCOPE STEEL IND
13. AL MUQARRAM AUTO PARTS
14. GULF CRAFT L.L.C
15. JAFZA LOBBY (18, 19) block A&B (27<sup>th</sup> Floor in both tower)
16. LIMITLESS TOWER



17. AL-MAS TOWER
18. AL MUQRRAM INSULATION IND.
19. AMB INTERIORIOR

20. AWQAF BUILDING

21. THYSSEN KRUPP AIRPORT SYSTEM.

22. K D U WORLD WIDE

23. EUROPEAN UNION BUILDING CONTR

<i>PROJECT/LOCATION</i>	<i>CONTRACTOR</i>	<i>CONSULTANT</i>	<i>OWNER/ CLIENT</i>	<i>JOB NO</i>
B+G+3P+9F+R * 2 PLOT NO 6455986 Wadi Al Safa 3, Dubai	HAZAMI BUILDING CONTRACTING	Sky line consulting	Mr. mohd mazen mohd rateb koukeh	RTT / 1711
G+5P+33*G+19*G+14 FLOORS HOTEL APARTMENTS SHARJHA	EURPION UNION BLDG CONT LLC WITH MEHTAB GENRAL BLDG CONT	SHARJHA ENGINEERING CONSULTANTS	MR , ZAMANCO YASSEN QADER	RTT / 1699
G+6+R PLOT NO 8571 Al brarri dubai	RECORSE ONE REAL ESTATE RESIDENDET APARTMENTS	Mazaya Consultant	MUFTA AL DHABI	RTT / 1684
G+5+ROOF PLOT NO 1953 HUMEIDEYA AJMAN	RICH ART BLIDING CONTRACTING	AL NEEKHEL LLC	RICH ART BUILDING CONT LLC AJMAN	RTT / 1670
G+5 PLOT NO -395 AL JURF 3 AJMAN	ABRAJ AL ARAB BLDG CONT LLC	NUAIMI consulting	MOHAMED AL NUAIMI	RTT / 1659
G+6 PLOT NO – 290 AL JURF 3 AJMAN	ABRAJ AL ARAB BLDG CONT LLC	NUAIMI consulting	MOHAMED AL NUAIMI	RTT / 1650
G+1P+6 PLOT NO-221 SHARJHA	AL JAZEERA INT BLDG CONT LLC		ABDUL REHMAN MUHAMMAD NASIR AL AWESI / ALI MUHAMMAD SALAM AWESI	RTT / 1643
G+2P+4 QULYAA SHARJHA	EURPION BLDG CONT LLC	RASHID AL QWIS ENG CONSULTANTS	SALIM RASHID OMRAN AL QWIS AND PARTNERS	RTT / 1626
G+4P+15 AJMAN	AL SAMAHA PROJECT INT		AL SAMAHA INT.	RTT / 1621
G+3 PLOT NO – 3474 SHARJHA	AL JAZEERA INT. BLD.CONT.LLC	PROARC ARCHITECTS ENG CONSULTANTS	EYSAA ALI AHMEED ALQABNDEY	RTT / 1618
G+3*3 PLOT NO 4456 SHARJHA	TASIS COHNSTUCT LLS	AL AREBI COUNSLTING	AYSHA ABUL REHMAN ABED AL SAEED	RTT / 1612

<b>PROJECT/LOCATION</b>	<b>CONTRACTOR</b>	<b>CONSULTANT</b>	<b>OWNER/ CLIENT</b>	<b>JOB NO</b>
G+3 PLOT NO – 3863 SHARJHA	JAZERA INT BLDG CONT LLC	PROARC ARCHITECTS ENG CONSULTANTS	EYSAA ALI AHMEED ALQABNDEY	RTT / 1600
G+P+5+ROOF PLOT NO -10/221 SHARJHA	EMIRATES INT.CONST.LLC	AL HANDSIYAT CONSULTANTS SHRJHA	AL SAEYED SLAAH MUBARIEK SAEED	RTT / 1580
G+3 PLOT NO -1207 MOHILA SHARJHA	EMIRATES INT.CONST.LLC	AL HANDISIYAT CONSULTANTS AL BAIT	AL SAEYED MUBARIK BIN SALAM BAQAR	RTT / 1574
G+3 PLOT NO – 2856 MOHILA SHARJHA	EMIRATES INT.CONST.LLC	AL ALMIYAT CONSULTANT	AL SHIEKH HAMEID BIN RASHID BIN SULTAN AL NAIMI	RTT / 15 51
G+3 PLOT NO -1923 SHARJHA	EMIRATES INT.CONST.LLC	NEXT CONSULTANTS	SAEED ALI SAEED SHAMSI	RTT / 1536
G+3 PLOT NO – 1438 AJAMN	PHONEX BLDG CONT LLC			RTT / 1522
G+4 PLOT NO – 573 DUBAI	ARAF BLDG CONT LLC	ENG ADNAN SAFFARINI	ARAF BLDG CONT LLC	RTT / 1506
G+3 PLOT- 3864 BUHIERA CORNISH	AL JAZERA INT BLDG CONT LLC	BUHHUMAID ENGINRING	SALAM ABEYD SALAM AL AZAB HAMODI	RTT / 14 98
G+6 PLOT NO – 3008 QULLAYAH SHJ	AL HUSAN AL AHMAR BLDG CONT LLC		IBRAHIM MUHAMMAD AHMAD HASSAN	RTT / 1483
G+3 PLOT – 549 SHARJHA	AL JAZERA INT BLDG CONT LLC		MUHAMMAD NASIER SALAM AL AWEYS AL SHAMSI	RTT / 1454
G+3+ROOF PLOT NO - 3560 SHARJHA	AL JAZERA INT BLDG CONT LLC		MUHAMMAD NASIER SALAM AL AWEYS AL SHAMSI	RTT / 1436

<b><u>PROJECT/LOCATION</u></b>	<b><u>CONTRACTOR</u></b>	<b><u>JOB NO</u></b>
G + 4 AJMAN CORNISH ROOD	SUHAIB BUILDING CONTRACTING LLC	RTT / 1191
G+5 PLOT NO – 0074 HAMIDIYA AJMAN	LIYALIY BRUOT BUILDING CONTRACTING	RTT / 1173
G+3 PLOT NO – 601 ABU SHGARA SHARJHA	WISDOM GROUP OF BUILDING CONTRACTING LLC	RTT / 1158
G+3 PLOT NO – 9073 NAIMIYA AJMAN	AL MATRUSHII BUILDING CONTRACTING	RTT / 1120
G+3*3 PLOT NO – 874-857-894 DUBAI	IDIAL GROUP OF BUILDING CONTRACTING LLC	RTT / 516
G+ 4 PLOT NO -954 DIBA DUBAI	BULTECK INT BUILDING CONTRACTING	RTT / 672
G+3 PLOT NO – 631 SHARJHA	AL MALIKE BUILDING CONTRACTING LLC	RTT / 823
G+ 3 PLOT NO – 334 SHARJHA	SEWAR BUILDING CONTRACTING LLC	RTT / 423
G+ 4 PLOT NO - 67891 AJMAN	AL AWAL BUILDING CONTRACTING LLC	RTT / 511
G+3*3 AL JURF 2 AJMAN	AL WASAAM GROUP OF AL AWAL BUILDING CONTRACTING LLC	RTT / 941
G+M+3+ROOF PLOT NO – 7648 ALIEN DUBAI	KOMO BUILDING INT	RTT / 620
G+4+ROOF PLOT NO – 289 CORNISH ROOD AJMAN	ABDULAH BUILDING CONTRACTING	RTT / 985
G+2+ROOF PLOT NO – 6742 AJMAN	AL BURNOOF BUILDING CONT LLC	RTT / 491

<b><u>PROJECT/LOCATION</u></b>	<b><u>CONTRACTOR</u></b>	<b><u>JOB NO</u></b>
<b>G+3*2 PLOT NO -1563 – 1564 AL ROWADA AJMAN</b>	<b>DIYAR AJMAN GENERAL CONTRACTING LLC</b>	<b>RTT / 1352</b>
<b>G+2 PLOT NO – 1782 AJMAN</b>	<b>AL BURNOOF BLDG CONT LLC</b>	<b>RTT / 1347</b>
<b>G+2P+5 PLOT -76 MOWILA SHARJHA</b>	<b>EURPION UNION BLDG CONT LLC</b>	<b>RTT / 1331</b>
<b>G+1P+6 PLOT NO – 478 SHARJHA</b>	<b>AL JAZERA INT BLDG CONT LLC</b>	<b>RTT / 1315</b>
<b>G+4 PLOT NO 0408 RUMAILAH 1 AJMAN</b>	<b>RICH ART BLDG CONT LLC</b>	<b>RTT / 1308</b>
<b>G+3 PLOT NO – 3349 MASLON SHARJHA</b>	<b>EURPION UNION BLDG CONT LLC</b>	<b>RTT / 1299</b>
<b>G+ 4 PLOT NO – P108 SHARJHA</b>	<b>EURPION UNION BLDG CONT LL C</b>	<b>RTT / 1291</b>
<b>G + 3 PLOT NO – 209 KULIYA SHARJHA</b>	<b>EURPION UNION BLDG CONT LLC</b>	<b>RTT / 1286</b>
<b>G + 3 PLOT NO – P97 SHRAJHA</b>	<b>EURPION UNION BLDC CONT LLC</b>	<b>RTT / 1264</b>
<b>G + 7 PLOT NO 964 BUTINA SHARJHA</b>	<b>EURPION UNION BLDG CONT LLC</b>	<b>RTT / 1248</b>
<b>G+4+2P+ROOF PLOT NO – 6751 SHRAJHA</b>	<b>AL MAHA BLDG CONT LLC</b>	<b>RTT / 1236</b>
<b>G+3*3 PLOT NO -784-789-791 FUJIRAH</b>	<b>KOMO BILDING CONTRACTING LLC</b>	<b>RTT / 1214</b>
<b>G+3 PLOT NO – 9401 AJMAN</b>	<b>DIYAR AJMAN GENERAL CONTRACTING LLC</b>	<b>RTT / 1203</b>



<i>PROJECT/LOCATION</i>	<i>CONTRACTOR</i>	<i>CONSULTANT</i>	<i>OWNER/ CLIENT</i>	<i>JOB NO</i>
G+3+R PLOT NO 47368 SHARJHA	MASRA AL AWAL BLDG CONT LLC	City space Engineering		RTT / 1429
G+6+ROOF PLOT NO- 0620 RASHDIYA 2 AJMAN	RICH ART BUILDING CONT LLC		RICH ART BLDG CONT LLC	RTT / 1418
G+3*3 PLOT NO - 3444+1080+1081 SHARJHA	STAR POINT CONSTRUCTIONS LLC	GARMAN ENGINEERING CONSULTANT LLC	JABIER MUSTFAI RAJA HIZER	RTT / 1410
G+3 PLOT NO – 189 SHARJHA CORNISH	AL SEWAR BLDG CONT LLC	FUTURE ART ENGINEERING CONSUTANC		RTT / 1394
G+3 PLOT NO – 480 MOWAILAH SHARJAH	SUN SHADOW CONT LLC SHJ BR		SUN SHADOW CONT LLC SHJ BR	RTT / 1386
G+7 PLOT NO – 84 SILVER HOME SHARJHA	EURPION UNION BLDG CONT LLC			RTT / 1375
G+5 PLOT NO - 3871 SHARJAH	AL TALAA BLDG CONT			RTT / 1369

## Garbage Chute System



## Garbage Chute System

### Garbage Chute System

**1. Offset for Bottom Chute**

600 mm dia. Chute fabrication from Stainless Steel Grade 304, 105 mm thickness to suit the condition and an additional reinforcement plate will be provided inside the chute offset

**2. Chute Tube**

It is extended from the ground floor roof level to top roof floor with external diameter of 600mm fabricated from stainless Steel Grade 304 1.5 mm thickness with sound proof coated exteriors. All chutes interior shall be smooth without projections. Chute will be supported by b50x50x5 mm Mild Steel cold galvanized frame bolted to each floor

**3. Intake Throats**

It will be installed in each floor fabricated with 105mm thickness SS Sheet 304 coated with sound dampening material.



The opening of the throat will be made suite the self-closing intake doors installed in each floor.

#### 4. Support Rings and Channel Support

Intake throat and chute tubes will be joined through support rings and channels to support the chute tube at each floor base level. Chute will be supported by 50x50x5mm angel iron structural frame bolted to each floor.

#### 5. Flushing Spray Head

An Automatic cleaning system which comprising of powerful flushing sprays which is located in each floor inside the intake throat of the chute system. This system is electrically activated and operated by solenoid valve and control by main control panel located in the ground floor of the garbage room.



#### 6. Glass Bulb Sprinklers

System is built in with firefighting sprinkles in each floor and operated at 68 degrees C in case of fire.

**UL LISTED FIRE SPRINKLES**

**Burst Temperature: 68 Degree C**

#### 7. Once the complete chute is erected, use the extra sound dampening supplied to cover any compensation sections unpainted at the factory

#### 8. Now the plumber, firefighting and electrical contractors can connect all cables from plumbing accessories to the respective provisional connections in the intake section.

#### 9. Then the civil contractor erects the chute room walls after completion of all fire protection and other necessary trade taking particularly notes the electrical cables extend at least 1m into the intake section to allow connection to the electrical lock.

#### 10. After all chute walls have been erected, start the first intake floor, connect the electrical cables, plumb and level intake doors. Make sure the face of the door is flush to the erected wall finish.



### **Garbage Trolley**

- ✓ Galvanized Steel Garbage Container

### **Discharge of container into refuse vehicle**

- ✓ Universal design for quick and safety lifting

### **Body**

- ✓ Front, rear and side walls stable embossed
- ✓ On the top all-round strengthen frame
- ✓ Drainage plug at the bottom

### **Lids**

- ✓ Spring released steel dome at the front
- ✓ Spring released steel hinged lid at the back



### **Wheel Implementation**

- ✓ 2 swivel wheels 200 mm dia with breaks at the front and back
- ✓ 2 pulling handle at lifting pockets and side wall

**Galvanizing**

- ✓ Body lift and lifting pockets

**Permissible Weight**

- ✓ 1500 kg

**Appropriate weight**

- ✓ 253 kg

**Capacity**

- ✓ 2500 Liters

**Size**

- ✓ Height 1600 mm
- ✓ Width 1380 mm closed covered condition
- ✓ 1800 mm open cover condition
- ✓ Length 2050 mm



**2. Material List BOQ**

Item No	Material Description
1	Offset for bottom chute
2	Chute tube
3	Intake Throat
4	Supporting rings and supporting channels
5	Flushing spray head
6	Stainless steel head plate
7	Inspection access door
8	Exhaust fan
9	Bird and Insect screen
10	Bottom hinged door
11	Disinfecting and Sanitizing unit
12	Draft control mesh
13	Glass bulb sprinkles
14	Chute vent

15	Fire shutter door
16	Control Panel
17	Garbage trolley 2.5 cbm

### 3. METHOD STATEMENT

#### 3.1 PRODUCT DATA

In this section, the standard descriptions of our product range are given, however, tailor made resolutions are designed on a per project basis. The product range is divided as follows:

##### 1. Intake tube, throats and supports

- ✓ The intake tubes and throats shall be fabricated with an internal diameter of 600mm as indicated in the approved drawing.
  - ✓ All chute tube and throats shall be fabricated from 1.5mm thickness stainless steel grade 304 as indicated in the specification
  - ✓ Chute shall be supported by 50x50x5 mm MS painted with red oxide primer.
- 
- ✓ All chute exteriors are applied with a pre- approved sound deadening material

## 2. Intake doors and locking systems

- ✓ Our intake doors are fully fabricated from stainless steel and use the highest quality accessories.
- ✓ Intake doors shall be fabricated from stainless steel grade 304 with size of 570w x 730h mm as per drawing
- ✓ Electro-mechanical locks are installed on every door, the locks assure that the chute doors are fully locked during cleaning and maintenance of the chute.
- ✓ All doors to be connected to electrical interlocking system; when a single door is opened, all others will be locked.



## 3. Fire shutter door

- ✓ In the base of the chute an automatic fire chute door is installed to prevent spread of smoke on fire. The cut off door works with a fusible link that activates at 71 degree C in case of fire.

## 4. Auto Cleaning System

- ✓ Control Panel
- ✓ Access door
- ✓ Sanitizing unit
- ✓ Auto flushing

## 5. Garbage Trolley

Our trolley is hot dipped galvanized with a specification and requirement of municipality with the size w 2.5 cu.m. The trolley is fitted with locking and lifting device suitable for municipality truck.



# Chute Installation



✓ Installation of Royal Chute requires very few tools, drill, hammer, screwdriver, wrench and level.

✓ Materials are prefabricated to dimension shown on shop drawings, therefore, no field cutting or fitting is required. The joints are slip joints to permit slight field variations.

✓ Intake door frames and hardware are prefabricated and installed on each intake section throat, fully assembled. The protective covering of the doors should be removed only after completion of plastering.





## Maintenance

The trash chute system in your building must be maintained to avoid fire and smoke damage, fire code violations, resident injuries, odors and pest infestation.

Nature of maintenance:

- Complete checking and maintenance one times in every month with report.
- cleaning garbage chute by sanitizing unit one times in every month.
- For emergency on call services (in case of break down) within 6 hours.
- sanitizing unit refresh.
- We will provide free chemical liquid all year round.
- We well change the containers wheel {Italy & Germany} by separate your charge.
- Training for your staff.
- We are response for all the system and we can remove any unit to keep the system working.

## Repair

**Keeping Your Trash Chute System Safe & Healthy. The Trash Chute System In Your Building Must Be Maintained To Avoid Fire And Smoke Damage, Fire Code Violations, Resident Injuries, Odors And Pest Infestation. The Trash Chute Door, If Working Correctly, Will Create A Seal Keeping Odors And Pests Where They Belong...Out Of Your Building. A Correctly Functioning Door Won't Snap Shut Or Fall Open Abruptly, Which Can Injure A Resident, Leading To A Potential Lawsuit. Southern Chute Is Your Answer to Keeping Your Trash Chute Working Properly and Problem free.**



## Parts and Service:

Hopper Door Shock Absorber

Hopper Door Locks

Hopper Door Indicators

Hopper Door Latches

Cleaning Sprinklers

Fire Sprinklers

Ventilation Fan

Solenoid Valve

Control Panel

Sanitizing Unit

Fire Cut Of Door

Containers Wheel

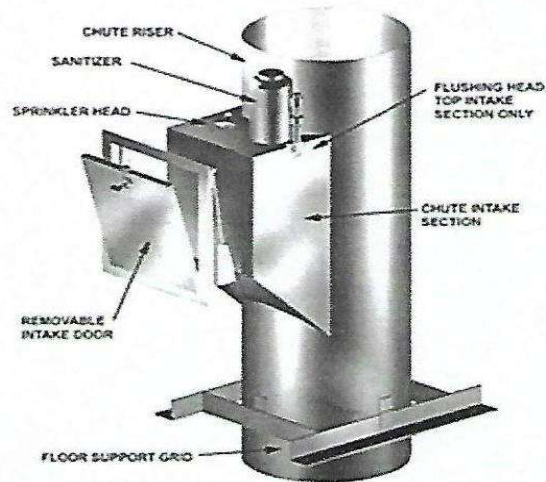
Access Door

Compactor

Brush

**INTAKE THROATS**

Intake Throats will be installed in each floor fabricated with 1.5mm Thickness SS Sheet (304) coated with sound dampening material. The openings of the intake throats will be made to suite the Self-closing Intake doors installed in each floor.




**SUPPORT RINGS & CHANNEL SUPPORT**

Intake Throats and the chute tubes will be joined through support rings and channels to support the chute tubes at each floor base level. Chute will be supported by 50x50x5 mm angle iron structural frame bolted to each floor.

**FLUSHING SPRAY HEAD**

An automatic cleaning system comprising of powerful flushing spray which is located in each floor inside the intake throat of the chute system. This system is electrically activated and operated by solenoid valve and controlled by the main control panel located in the ground floor garbage room.



**GLASS BULB SPRINKLERS**

System is built in with Fire Fighting sprinklers in each floor and operates at 68 deg. C in case of fire.

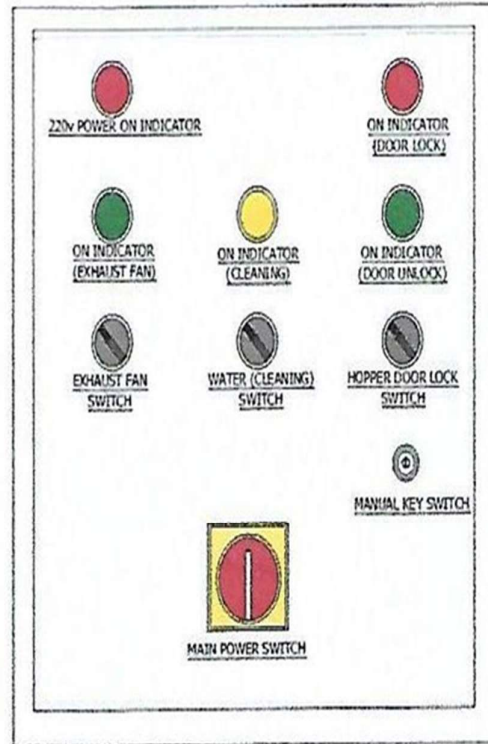
**UL Listed Fire Sprinklers**

**Burst Temperature: 68 deg C**



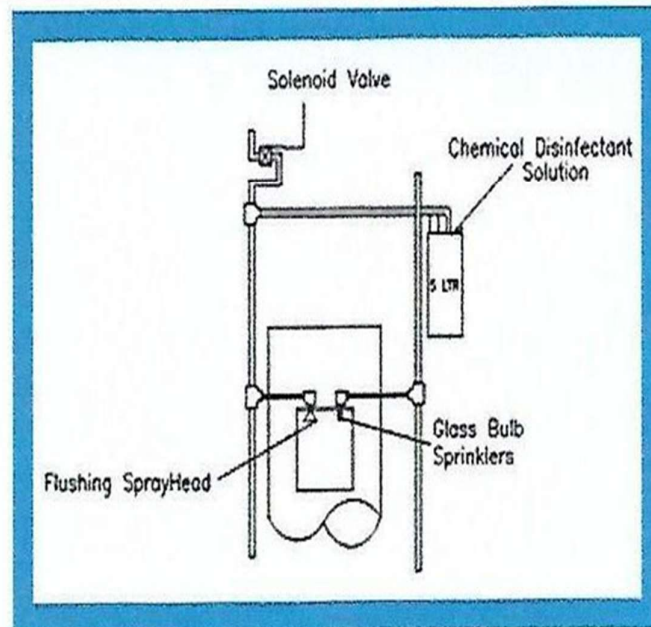
## CONTROL PANEL

The Control Panel is located in the garbage room at the ground level. The panel contains all necessary electric components, switches, relays and push buttons for easy operation and electrically controls the system including the door interlocking, exhaust fan, solenoid valve, etc.



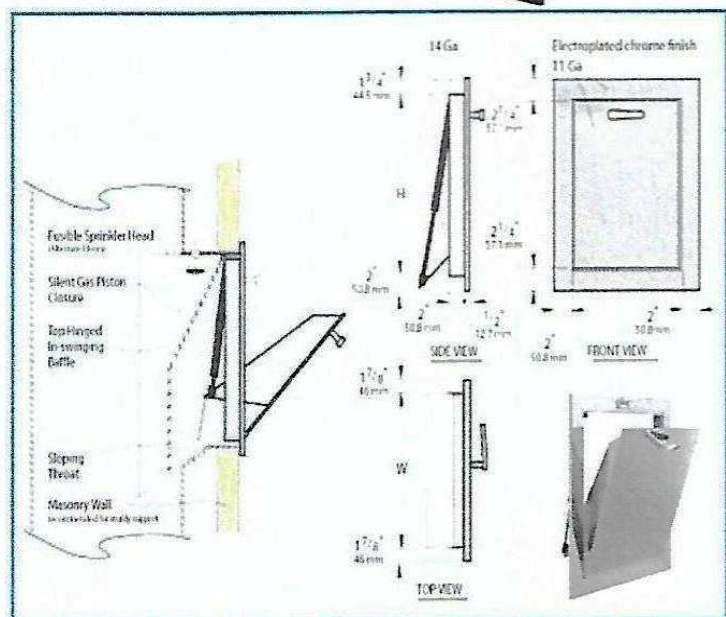

## DISINFECTING AND SANITIZING UNIT

Connected on the top of the chute head for the internal cleaning the chute system.



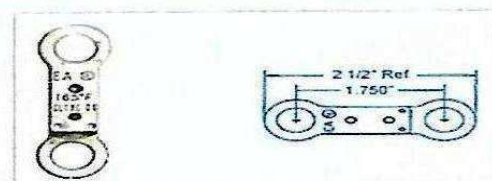

### BOTTOM HINGED INTAKE DOOR

570w x 730h mm Stainless Steel Grade 304 noiseless, self-sealing, self-closing and **HAND OPERATED**. The doors are with electrical functions with all accessories such as Electric strike, Latches, Gas Springs, & Indicator Lamps. Each door can be connected to electrical interlocking system; when a single door is opened in one floor, the doors in the remaining floors will be locked automatically. All hopper doors can be locked when the Garbage trolleys are being moved or when the chute is being cleaned, as a safety measure; this function is controlled thru the control panel located at the Garbage room.



### FIRE SHUTTER DOOR

In the base of the chute an automatic fire cut off door is installed to prevent spread of smoke and fire. This cut off door works with a fusible link that activates at 71 deg. C in case of fire.



## Galvanized Trolley Bin

Under Excel's Manufacturing Line, U.A.E.



Compatible with private or municipalities bin hoisting equipment or compacting vehicles.

1.1 cbm



### Technical Specifications:

Capacity	1.1 m <sup>3</sup>
Depth	1050 mm
Width	1360 mm
Height	1420 mm
Material	Cold-Rolled Sheet as per ST-12 DIN-1623
Body Thickness	1.5 mm sheet thickness
Cover Thickness	1.5 mm sheet thickness
Lid Arms thickness	2.8 mm sheet thickness
Finish	Hot-Dip Galvanized as per BS EN ISO 1461 / ASTM A123
Approx. Weight	140 kgs.

2.5 cbm



### Technical Specifications:

Capacity	2.5 m <sup>3</sup>
Depth	1375 mm
Width	2040 mm
Height	1640 mm
Material	Cold-Rolled Sheet as per ST-12 DIN-1623
Body Thickness	1.5 mm sheet thickness
Cover Thickness	1.5 mm sheet thickness
Lifting Bracket thickness	5.0 mm sheet thickness
Finish	Hot-Dip Galvanized as per BS EN ISO 1461 / ASTM A123
Approx. Weight	280 kgs.

4.5 cbm



### Technical Specifications:

Capacity	4.5 m <sup>3</sup>
Depth	2090 mm
Width	2040 mm
Height	1740 mm (w/wheels)
Filling height w/ heels	1300 mm
Ground Clearance	110mm
Finish	Hot-Dip Galvanized as per BS EN ISO 1461 / ASTM A123
Weight	440 kgs.
Weight/Load Capacity	1500 kgs.

www.excel-uae.com

Page 10



**ADDRESS** 2505-040, PRIME TOWER, BUSINESS BAY, DUBAI, U.A.E

**TELEPHONE NOS.** 00971-4 3685697

**FAX NO.** 00971-4 3685697  
00971-562822270

**E-MAIL** *info.right-tech.co*



